

SPECTRUM OF HUES

Artwork by the SRCians

From the Editor's desk...

WHAT IF?

*What if all this time, all this struggle has been
Leading you to a beautiful chapter in your life?*

*What if everything does work out, even if it doesn't?
Seems like it right now?*

What if who we become is who we need to be all this time?

What if all of this hard work leads to amazing and unimaginable wonders?

What if we replaced negativity with OPTIMISM?

*Your thoughts and behavior will change too,
I believe so...*

Great opportunities come the hard way, but when they do we should grasp it in a heartbeat. Shri Ram Centennial School and the Editorial Board of SRCS gave the biggest opportunity of becoming the Chief English Editor.

Our Principal, Mr. Desmond D' Monte, vested his faith in me for carrying out this great duty of working on the write ups and editorial columns that represent the very core of our school curriculum. This post has been a vital part of my growth throughout my journey in SRCS. The unshakable faith of the teachers in me has proven to be the driving force behind my unstoppable growth and my optimism towards my work.

The coming newsletter incorporates the astounding works of SRCians, putting their creativity to the best use and showcasing their talent in a profound manner.

The write ups prove that there is bountiful skill, creativity, intellect and talent in SRCS which this publication unveils. This publication incorporates the educational and skill building events hosted by SRCS which contributes in the cognitive, assertive, motor, physical, psychological, behavioural, attitudinal and intellectual development of the students.

I feel highly privileged to be working over such talent which has brought about a whole new learning experience for me and shall guide me throughout my journey ahead.

*Thank you,
GRISHMA GANDANI,
CHIEF ENGLISH EDITOR.*


A word from the Art teacher - Ms.Seema Dhanola

The challenge was how to teach Still Life and Nature Study of particular composition virtually. As per the Council there was no change in the syllabus. In the beginning simple objects were shown Live on Zoom and students started drawing and painting them the way they had done when the school was open. To increase the level of the task given and to improve students' skills, original photographs of composition were shared on screen during online art classes. Whatever doubts students had were cleared the same day virtually during classes. Live demonstrations were quite helpful to the students as they were able to ask the techniques, medium to be used and the process directly from the teacher.

The term "still life" is derived from the Dutch word stilleven, which gained prominence during the 16th century. While it was during this time that the still life gained recognition as a genre, its roots date back to ancient times. A still life painting is a piece that features an arrangement of inanimate objects as its subject. Usually, these items are set on a table and often include organic objects like fruit and flowers and household items like glassware and textiles. The techniques and the medium could be of artist's choice.

"Nature Study" is to draw and paint the structure of natural forms such as a spray or branch, which may include flowers; foliage or fruit; fossils, bones, or any growing plant. So first the easy compositions were done and later the difficult ones. And the results were amazing!

Students came up with their own original artwork for the given composition.



Dhruv Sharma

V A

Dhruv



Dhruv Sharma
V A



Made By :-
Adit Gang
2-A



Parthvi Garg
M2



Parthvi Garg
M2



Anukriti Negi
Class IInd B

Anukriti Negi
IIA



Amyrah Krishandev
M2 A



ISHAN
'4A'



Amyrah
Krishandev

M2 A



RADITE BHATIA

IV-A

ISHAN BHATIA
4A



Indoraptor



ISHAN BHATIA
4A





Krishna Gulani
M2



Parth Arora
5A

6/4/20

Landscape - Nature



ISHAN BHATIA
4A



Harry
Potter

Ishan Bhatia

IV A

ISHAN BHATIA
4A



RADITE BHATIA

IV-A



RADITE BHATIA
IV-A

Radite Bhatia


IV A



RADITE

Manan Gulani
IV B





Syed Ali Abbas

V A



Syed Ali Abbas

V A



Radite Bhatia
IV A



Saharsh Bartarya
III A



Shaqun Dhanola
III B



Shagun Dhanola
III B



Shagun Dhanola
III B



2020/07/29



Still Life: The Pumpkins

Art Form: Detailed study of Pumpkins of various size and shapes

Medium used: Water colours

Depiction: The above artwork is a sketch of pumpkins kept on a table with a drapery.

The watercolour techniques used here are wet on dry, glazing and dry brush techniques to add the depth, shadows and highlights.

Shambhavi Raturi

X A

Still Life: Wooden Utensils

Art Form: Detailed study of objects

Medium used: Wooden Utensils

Depiction: The above artwork is laid out using 2B pencil.

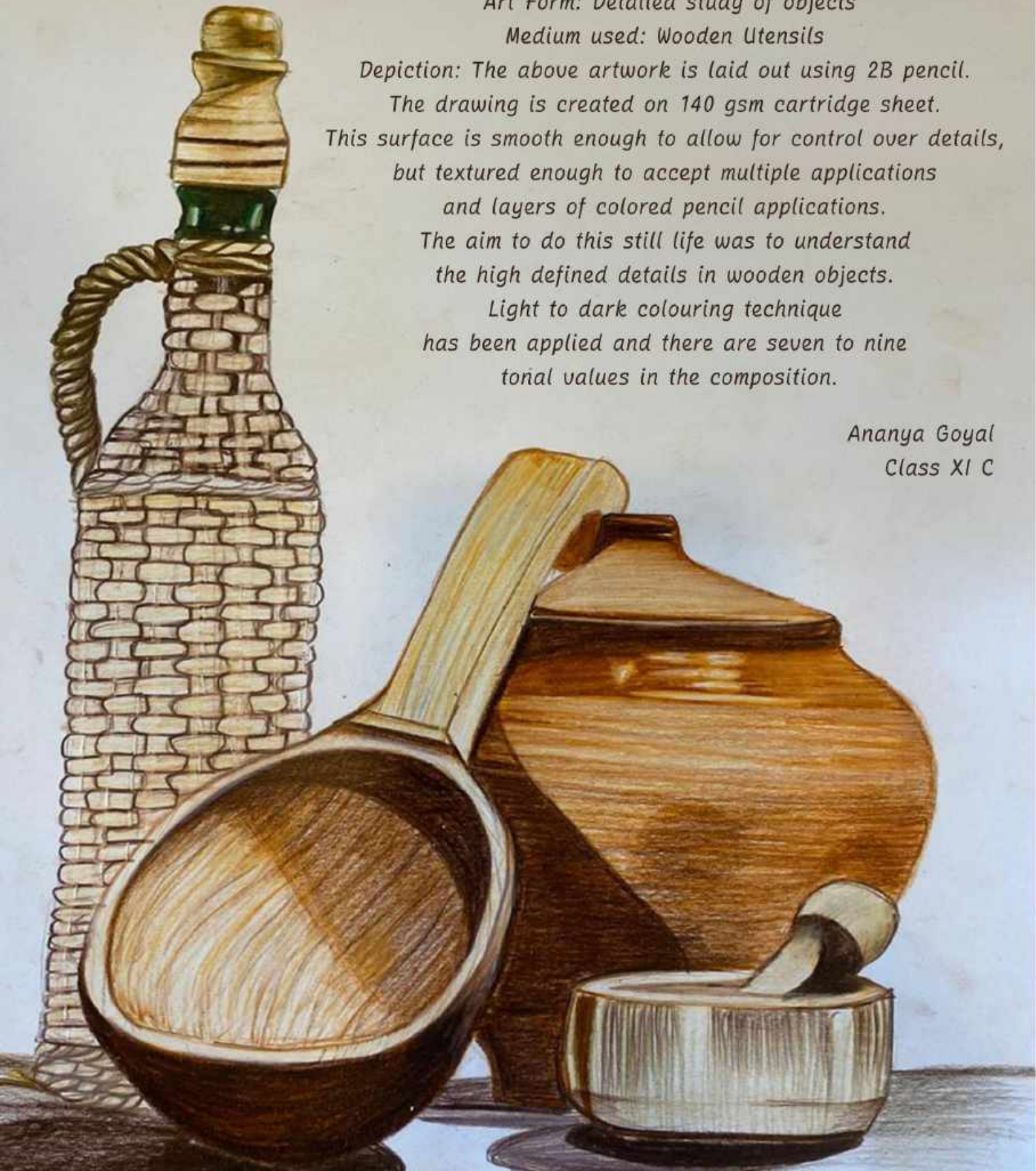
The drawing is created on 140 gsm cartridge sheet.

This surface is smooth enough to allow for control over details, but textured enough to accept multiple applications and layers of colored pencil applications.

The aim to do this still life was to understand the high defined details in wooden objects.

Light to dark colouring technique has been applied and there are seven to nine tonal values in the composition.

*Ananya Goyal
Class XI C*





Nature Study: Apple blossom
flower and buds

Art Form: Detailed Study of a twig
of Apple blossom flower and few buds

Medium used: Pencil colours (Staedtler)

Depiction: Throughout art history,
flowers have been one of the most
beloved subjects for painters.

In the above artwork the apple flower
has been coloured with light rose pink
colour with variations of tones.

The buds are coloured with darker
tonal values as well as the stems.

Ananya Goyal
Class XI C



Nature study: Tulip flowers and leaves

Art Form: Detailed study of Tulip flowers and leaves

Medium used: Water colours

Depiction: This nature study includes carefully observing various features of a given plant and painting it accurately according to its scientific features and adding artistic touch to it.

The given painting is of a beautiful tulip plant with different hues of pink, purple, blue and green.

Aditya Mehta

IX B



Creative Photography: Painting of a bundle of roses, ukulele, candle

Art Form: Still Photography of given objects

Medium used: Water colours

Depiction: Creative photography is a genre of photography used for the depiction of inanimate subject matter, typically a small group of objects.

The flowers are painted with water colours on a canvas.

The Ukulele and candles are in its original state.

The composition depicts the passion and purity for art and music.

Aditya Mehta

IX B



*Nature Study: Foliage Plant
Art Form: Detailed plant study
Medium: Water colours*

Depiction: This is a nature study with a wonderful medium water colours. This depicted artwork is Foliage plant which truly emphasis Botanical illustration. The colours have been applied layer by layer with six to seven tonal values. The painting is painted with brush strokes. The idea of giving background effects is to embrace the beauty of main object.

*Aashray Mediratta
XII S*



Still Life: Apricot

Art Form: Detailed study of a whole and half Apricot

Medium used: Pencil colours (Staedtler)

Depiction: The above painting is a still sketch of Apricots.

Still life is a drawing or a painting that focuses on still objects.

These objects can include common household items such as flowers, fruits, vegetables or even crockery.

There are various pencil colour techniques such as stippling, hatching, cross hatching, and scumbling that can be used to achieve a certain texture.

The technique used here is layering. Layering is the simplest approach to blending colours together by layering one colour directly on other.

The final step was to add the highlights and shadows to make it look three dimensional. White and black pencil colours were used for highlights and shadows respectively.

Shambhavi Raturi

X A

Still Life: Books and Lantern

Art form: Detailed objects study

Medium: Water colours and Pencil colours

Depiction: The artwork here is a Still Life of given composition.

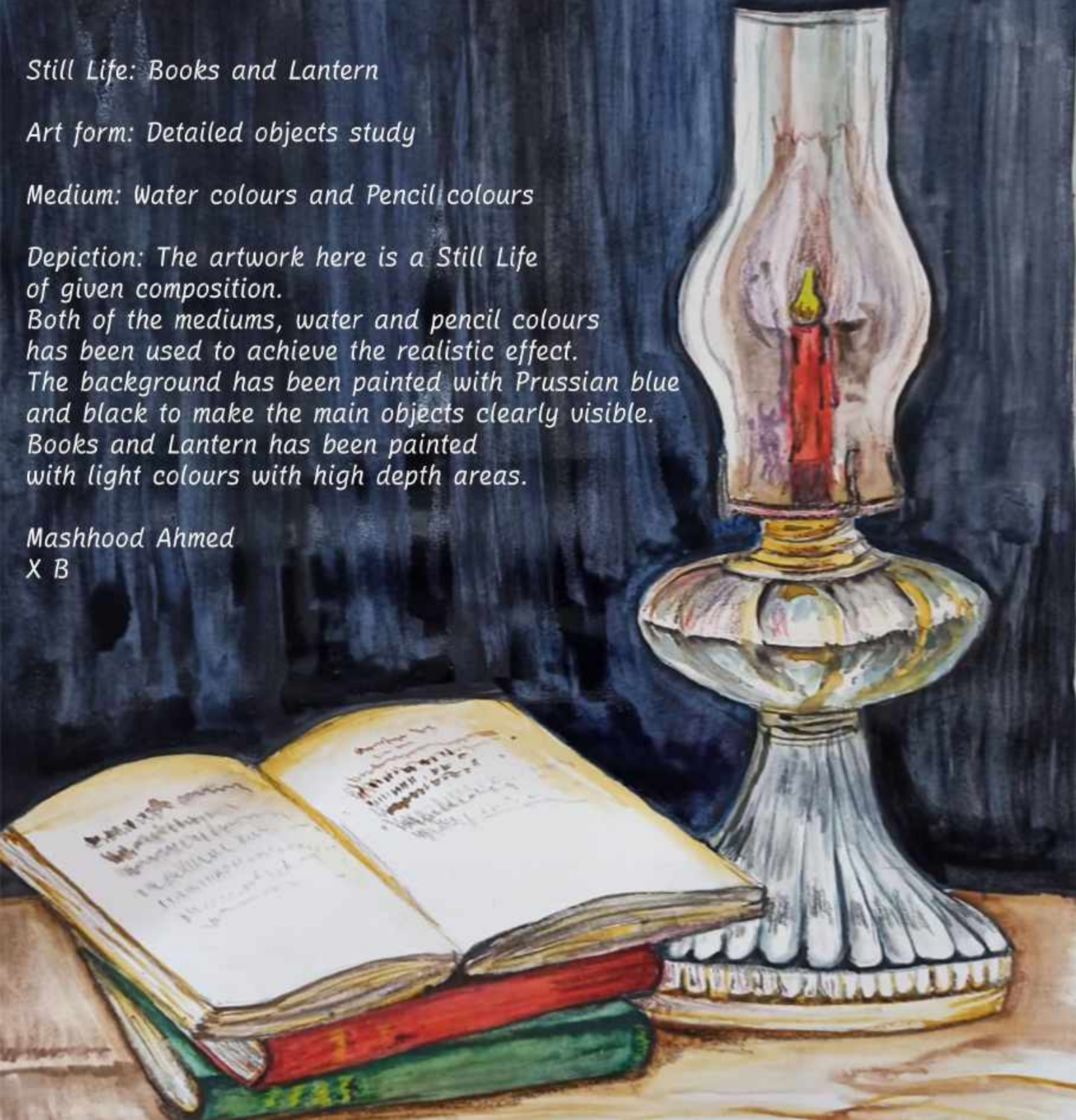
Both of the mediums, water and pencil colours has been used to achieve the realistic effect.


The background has been painted with Prussian blue and black to make the main objects clearly visible.

Books and Lantern has been painted with light colours with high depth areas.

Mashhood Ahmed

X B





Yamini Semwal



Yamini Semwal

Art form: Zentangle Art and Mandala

Medium: Water colours and Markers

Depiction: The Zentangle Method is an elegant metaphor and model for inspiring a deliberate artistry in life. In above artwork, both Mandala and Zentangle has been depicted.

A mandala is a complex abstract design that is usually circular in form. In fact, "mandala" is a Sanskrit word that means "circle".

Mandalas generally have one identifiable center point, from which emanates an array of symbols, shapes and forms. First artwork depicts a hive with a honey bee flying around it.

Second artwork is Diwali theme based, which is depicting Indian traditional Mandala design with red brush pen.

Yamini Semwal
IX B



*Nature Study: Foliage Plant
Art Form: Detailed plant study
Medium: Water colours*

Depiction: This is a Nature study of a foliage plant.

The painting is done in watercolours giving it a fairly lightweight.

I have mostly used dark on light technique by layering leaves over and over again. This has been done to give a realistic effect. Taking the lack of texture in watercolours

I have also imbedded the painting with slight divergence with ironically makes the painting look alive.

The main operative of nature study is to understand the process and the natural form of the object- plant itself had anomalies and fluctuation in most leaves making the project strenuous.

The project also proved to be a learning experience for painting leaves and plant structures.

*PrathuAgrawal
XII S*

Art form: Still Life- Detailed study of a mug, bottle and an orange

Medium: Water colours

Depiction: The above artwork is the object study of the given composition in detail. The technique used in this composition is medium tone to dark and then light.

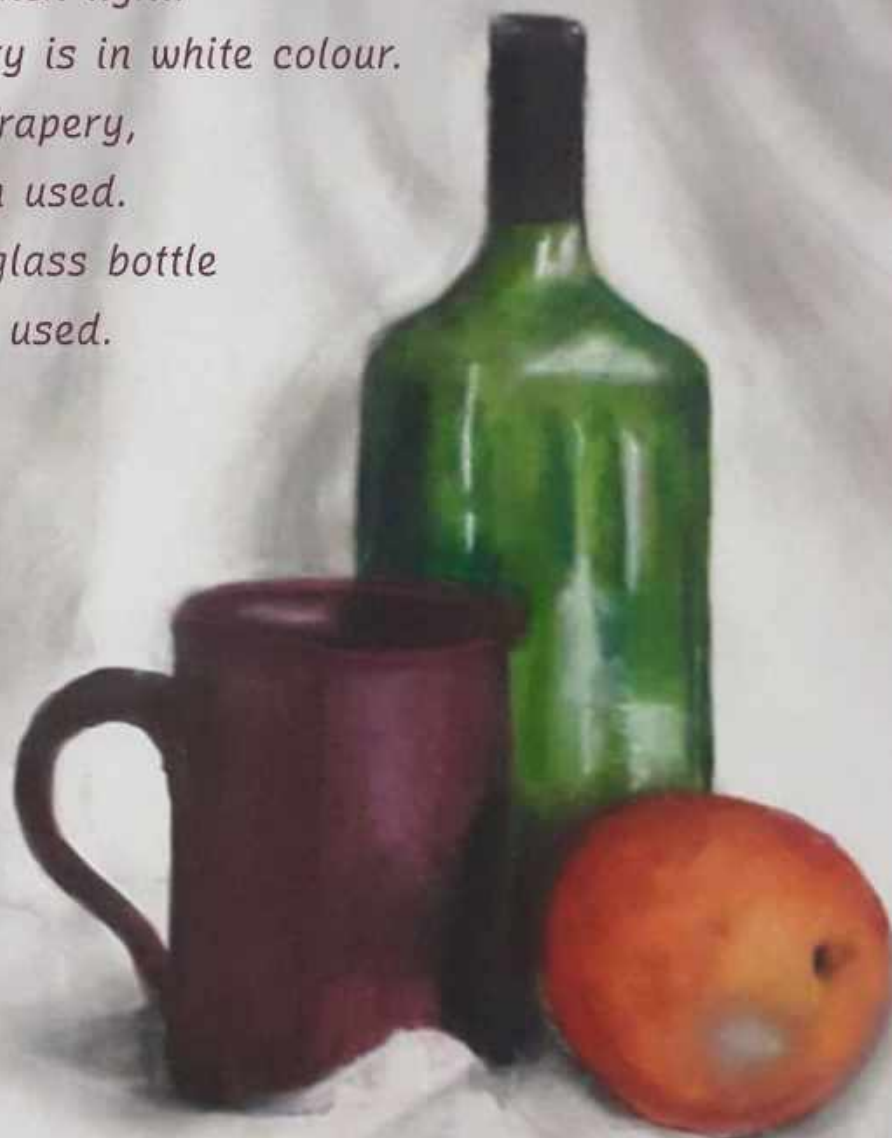
In the background the drapery is in white colour.

To paint the creases of the drapery, tone of grey shades has been used.

To get the highlights on the glass bottle white poster colour has been used.

Yamini Semwal

IX B





Project: Fabric Painting

Art Form: Landscape on fabric

Medium used: Fabric and acrylic colours and denim fabric

Depiction: The above artwork is entirely imaginary.

The background is having a light blue sky and the foreground is shown with reflective water with abstract view of nature.

Samriddhi Mehan

XII C



Still Life: Daisy flowers and glass bottle filled with water

Art Form: Detailed object study of given composition

Medium used: Water colours

Depiction: The still life here has been arranged in an artistic way to create different visual effects, like shadows or colour contrast.

Water colours have been used to give the transparent effect to composition. The stem of one of the flower which inside the bottle appeared crooked as it is in the water. Light to dark tonal value with highlights has been painted for the details.

Pritika Rawat

IX A

Nature Study: Anthurium Plant

*Art Form: Detailed plant study
Medium: Water colours*

*Depiction: The artwork here is a
Nature Study of the Anthurium plant.*

*Both of the mediums,
water and pencil colours
has been used to achieve
the realistic effect.*

*Leaves are painted with sap green
and medium yellow with a tint of
black pencil colour
for giving the depths.*

*The flowers are coloured with
pink and crimson with light strokes.*

*The whole composition shows
botanical illustration of
Anthurium (red) plant with
natural tonal values and textures.*

*Mashhood Ahemed
XB*





Nature Study: Lewisia Flower

Art Form: Detailed flower study

Medium: Water colours and white acrylic colour

Depiction: This is a Nature study of a pink flower plant.

The painting is done with mix media of watercolours and acrylic white as a base medium. This is done so the base is

both bright and opaque which make the foreground layers easier to paint.

I have also used dry brush technique to give texture and strokes to the plants by a combination of various colours and layers this gives it a 3 dimension overlook.

The objective focus the nature study was the flowers and the buds which

I have portrayed with the same technique as above.

This art form mainly deals with a semi-opaque paint base and transparent layers to define the object the flower being fairly simple worked well with paint form.

Prathu Agrawal

XII S



Project: Fabric Painting

Art Form: Japanese Folk Tale Painting

Medium used: Fabric and acrylic colours and cotton fabric

Depiction: This artwork was a part of the fabric painting project.

Here I have merged the western star wars universe with a samurai Shushi's folk tale.

Studying the Japanese traditional paintings I have incorporated its elements in my work and modified them to fit in the new age idea of Star Wars. The painting form is a pure representation of artist quality with no correction and do-overs similar to the original. The painting is done in fabric and acrylics. It depicts a samurai storm trooper standing in front of a red death star similar to the original where the strength and wisdom of the main character are conveyed through the position of a red sun behind him. It also depicts the setting of the sun thus the end of the tale.

Prathu Agrawal

XII S

SPECTRUM OF HUES

Artwork by the SRCians

Editorial Team :

Ms. Neena D'Monte & Ms. Shweta Nishu

Student Editor-In-Chief :

Grishma Gandani

Contributed by:

Dhruv Sharma, Advit Garg, Parthvi Garg, Anukriti Negi, Amyrah Krishandev, Ishan Bhatia, Shaurya Chauhan, Radit Bhatia, Arihant Singh Negi, Krishna Gulani, Parth Arora, Manan Gulani, Syed Ali Abbas, Saharsh Bartarya, Shagun Dhanola, Shambhavi Raturi, Ananya Goyal, Aditya Mehta, Ashray Mediratta, Mashhood Ahmed, Yamini Semwal, Prathu Agarwal, Samriddhi Mehan and Pritika Rawat.

Art Department :

Ms. Seema Dhanola & Ms. Shobha Gurung

Design and Layout :

Ms. Anju Srivastava

